

Thank you for purchasing

BIBLE STORY MINI-LESSON

THE EMPTY TOMB

This resource is Biblically sound and created with great care to share God's word with young learners. It includes


- A Mini-Lesson Plan to follow
- Full size (color and B/W) for teachers as you highlight the story with your class.
- Mini Books for you to print for your students.

Instructions

- Print the teacher book on cardstock and laminate for durability. (If using the B/W option, take some time to color it.)
- Print, cut and staple the student books on regular paper.
- I strongly recommend that you open up your Bible while you share this book with your students, so they understand that the whole story comes from the Bible.
- Later, your students can color these mini books and take them home to share with their family. Encourage the parents of your students to read these together and allow their child to share what they learned that week.

Happy Teaching!

~Becky

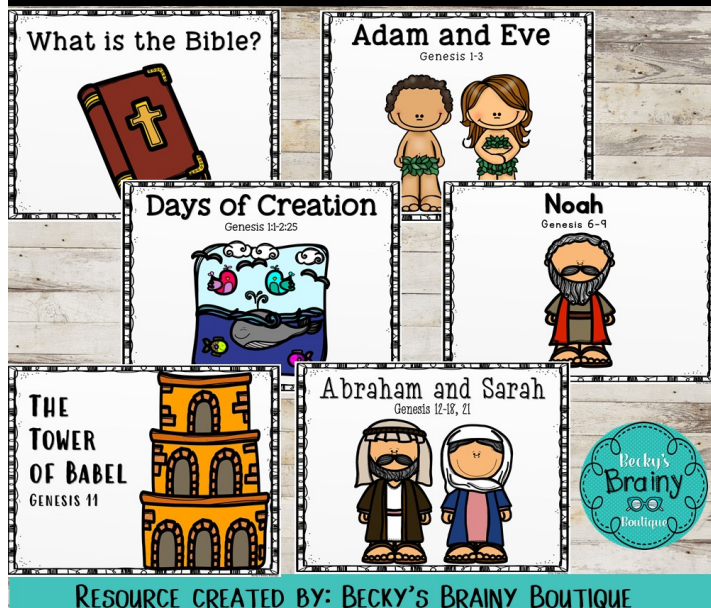


WANT MORE PRODUCTS LIKE THIS?



IF YOU LIKE THIS MINI LESSON AND WANT MORE LIKE IT, SAVE SOME MONEY AND GRAB A BUNDLE!

Bible Story Mini Lesson GROWING BUNDLE



For Young Learners



Bible Story Mini Lesson GROWING BUNDLE



For Young Learners

COMING SOON
EASTER
LESSONS

CHECK OUT ALL MY BIBLICAL RESOURCES HERE.

TABLE OF CONTENTS



PAGE 1	TEACHER INSTRUCTIONS
PAGE 2	BUNDLE & BIBLICAL RESOURCES LINKS
PAGE 3	TABLE OF CONTENTS
PAGE 4	LESSON PLAN
PAGES 5-9	TEACHER BOOK, COLOR
PAGES 10-14	TEACHER BOOK, BLACK & WHITE
PAGE 15	STUDENT MINI-BOOK
PAGE 16	ADDITIONAL PRODUCTS
PAGE 17	CREDITS & TERMS OF USE

Mini Lesson Plan

THE EMPTY TOMB

OBJECTIVE

Students will learn the story, *The Empty Tomb*, from the Gospel accounts in Matthew 28, Mark 16 Luke 24, and John 20, and be able to answer discussion questions from the lesson. This lesson tells of the women who came to Jesus' tomb to find it empty, the angel that gave them good news, Peter & James visiting the empty tomb, and Jesus appearing to Mary Magdalene.

- Bible
- Printed Teacher Book
- Printed copies of the mini book for students (prepare these ahead of time by cutting the page into 4 pages and stapling the book together)
- Crayons/Pencils

TEACHING TIME (5 minutes)

Ask students to join you as you open your Bible to the New Testament. Explain to students that the story you are going to share with them comes right from God's Word and picks up where you left off, after Jesus had been crucified.

Show students the cover page of the Teacher Book. Ask them to tell you what they see on that picture. Tell the students to listen as you read the story.


ACTIVITY (5 minutes)

Send students to their seats and distribute copies of their mini book. Direct students to write their name and color the pictures. When students are finished, move on to the discussion questions. Start by explaining to students that sin is all the bad things we do and think.

DISCUSSION (5 minutes)

1. Who were the women who went to Jesus' tomb and why where they going? (The women who visited Jesus' tomb were Mary, his mother, Mary Magdalene, his friend, and Salome, James & John's mother. They went to put burial spices on Jesus' body.)
2. What message did the angel give to them women? (The angel reminded the women that Jesus said he would rise again on the third day. He told them to go find the disciples and tell them that Jesus had risen from the dead!)
3. Did the disciples believe the women? What did Peter and James do? (Many of the disciples did not believe the women. Peter and James went to see for themselves, but found an empty tomb.)
4. When Mary was crying in the garden, who called out to her? (Jesus called her name!)
5. Did Jesus rise again on the 3rd day? (Yes, Jesus died on Friday, the first day, Saturday was the second day and he rose again on the 3rd day, Sunday.)

Total Time for Lesson: 15 minutes



The Empty Tomb!




Matthew 28, Mark 16,
Luke 24 & John 20



On Sunday morning, Mary Magdalene, Mary, Jesus' mother, and Salome, the mother of James and John, went to Jesus' tomb. They had prepared burial spices to put on his body. When they got there, they saw that the stone had been rolled away and that Jesus' tomb was empty.

Just then, an angel appeared to them and said, "Do not be afraid! Jesus is not here. He has risen from the dead! Don't you remember? Before he died, he said he would rise again on the third day. Now, go find the disciples and tell them this exciting news." The women were scared, but also filled with great joy. They hurried to find the disciples and tell them what they had just seen and heard.






Many of the disciples did not believe the women. Peter and James wanted to see for themselves. When they arrived at the tomb, all they saw was an empty grave. The men were confused and sad. They had hoped to see their friend alive. Instead, they went back to the rest of the disciples.

Meanwhile, Mary Magdalene returned to the empty grave once again. A man appeared to her and asked her why she was crying. She said, "I want to see my Lord." Then he said, "Mary." When she heard him say her name, she knew it was Jesus! She hugged him tightly! Soon, the news would spread and others would see Jesus alive, too.



The Empty Tomb!

Matthew 28, Mark 16,
Luke 24 & John 20




On Sunday morning, Mary Magdalene, Mary, Jesus' mother, and Salome, the mother of James and John, went to Jesus' tomb. They had prepared burial spices to put on his body. When they got there, they saw that the stone had been rolled away and that Jesus' tomb was empty.

Just then, an angel appeared to them and said, "Do not be afraid! Jesus is not here. He has risen from the dead! Don't you remember? Before he died, he said he would rise again on the third day. Now, go find the disciples and tell them this exciting news."

The women were scared, but also filled with great joy. They hurried to find the disciples and tell them what they had just seen and heard.






Many of the disciples did not believe the women. Peter and James wanted to see for themselves. When they arrived at the tomb, all they saw was an empty grave. The men were confused and sad. They had hoped to see their friend alive. Instead, they went back to the rest of the disciples.

Meanwhile, Mary Magdalene returned to the empty grave once again. A man appeared to her and asked her why she was crying. She said, "I want to see my Lord." Then he said, "Mary." When she heard him say her name, she knew it was Jesus! She hugged him tightly! Soon, the news would spread and others would see Jesus alive, too.



The Empty Tomb

Name _____



On Sunday morning, Mary Magdalene, Mary, Jesus' mother, and Salome, the mother of James and John, went to Jesus' tomb. They had prepared burial spices to put on his body. When they got there, they saw that the stone had been rolled away and that Jesus' tomb was empty.

Becky's Brainy Boutique

1

Just then, an angel appeared to them and said, "Do not be afraid! Jesus is not here. He has risen from the dead! Don't you remember? Before he died, he said he would rise again on the third day. Now, go find the disciples and tell them this exciting news." The women were scared, but also filled with great joy. They hurried to find the disciples and tell them what they had just seen and heard.



Becky's Brainy Boutique

2




Many of the disciples did not believe the women. Peter and James wanted to see for themselves. When they arrived at the tomb, all they saw was an empty grave. The men were confused and sad. They had hoped to see their friend alive. Instead, they went back to the rest of the disciples.

Becky's Brainy Boutique

3

Meanwhile, Mary Magdalene returned to the empty grave once again. A man appeared to her and asked her why she was crying. She said, "I want to see my Lord." Then he said, "Mary." When she heard him say her name, she knew it was Jesus! She hugged him tightly! Soon, the news would spread and others would see Jesus alive, too.



Becky's Brainy Boutique

4

CHECK THESE OUT!



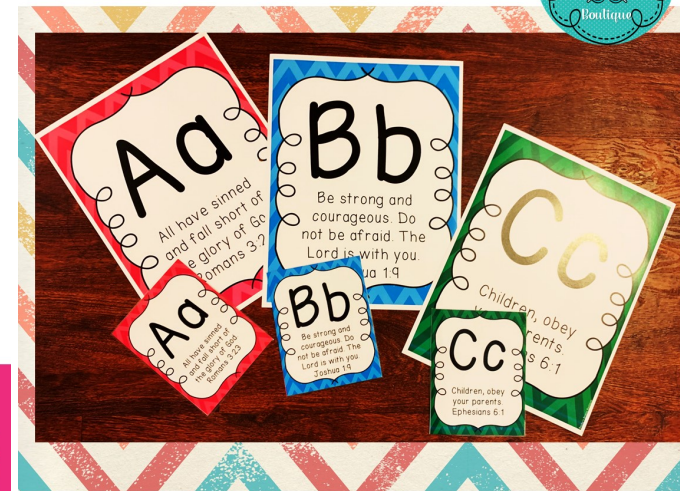
I HAVE, WHO HAS GAME GROWING BUNDLE



RESOURCE CREATED BY: BECKY'S BRAINY BOUTIQUE




BIBLE VERSE POSTERS & MINI CARDS





RESOURCE CREATED BY: BECKY'S BRAINY BOUTIQUE

175 JOURNAL PROMPTS



Resource created by: Becky's Brainy Boutique

FIND ALL MY
RESOURCES [HERE.](#)





Thank you for shopping at: BECKY'S BRAINY BOUTIQUE


Dear Teachers,

I hope this purchase enriches your classroom!

Please take a moment and leave feedback on this purchase (and earn yourself some TPT credits).

Thank you!
Becky

FOLLOW BECKY'S BRAINY BOUTIQUE
ON SOCIAL MEDIA:



TERMS OF USE: THIS ITEM IS FOR PERSONAL USE IN YOUR CLASSROOM. PLEASE DO NOT DISTRIBUTE. IF YOU HAVE A FRIEND WHO WOULD ENJOY THIS PRODUCT, PLEASE DIRECT THEM TO MY STORE. THE INFORMATION, ACTIVITIES, AND IMAGES INCLUDED ARE COPYRIGHTED. YOU MAY NOT REUSE OR SELL ANY PORTION OF THIS ITEM. YOU ARE WELCOME TO POST ABOUT IT ON YOUR BLOG AND/OR OTHER SOCIAL MEDIA SITES, AS LONG AS YOU LINK BACK TO MY TPT STORE AND USE MY BUTTON. FEEL FREE TO E-MAIL WITH ANY QUESTIONS/COMMENTS TO BECKYSBRAINYBOUTIQUE@GMAIL.COM.

CLIP ART, FONTS
AND BORDERS
FROM:

